

SAVF DEEL GRAAG JAARSTATISTIEKE

IT IS THE PRIVILEGE OF SAVF
TO SHARE ANNUAL STATISTICS

NASIONALE KANTOOR

NATIONAL OFFICE

001-446 NPO

Posbus / P O Box
40526
ARCADIA, 0007

Hospitaalstraat
41
Hospitaal Street
ARCADIA, 0083

Tel: 012 325 3920

Faks / Fax: 086 697 5197 /
012 324 4109

E-pos/E-mail:

hoofbestuur@savf.co.za
mkemp@savf.co.za
nviljoen-toet@savf.co.za

Web: www.savf.co.za

GPS co-ordinates

25°44'27.54S
28°12'01.90E

Bankbesonderhede / Banking Details

SAVF HOOFBESTUIUR
ABSA PRETORIA

Rekeningno / Account no
000-810-355

Takkode / Branch code
323 345

Page 2 – 5:

**ANNUAL
STATISTICAL REPORT
WITH REGARD TO SAVF SERVICES
1 APRIL 2009 TO 31 MARCH 2010**

Page 6 – 9:

**JAARLIKSE
STATISTIESE VERSLAG
TEN OPSIGTE VAN SAVF DIENSTE
1 APRIL 2009 TOT 31 MAART 2010**

PROVINSIALE KANTORE

PROVINCIAL OFFICES

GAUTENG

Posbus / PO Box 152
HEIDELBERG 2400

Tel: 016 341 2329

Fax: 016 349 1420

gpprov@execmail.co.za

KWAZULU-NATAL

Posbus / PO Box 1220
Pietermaritzburg 3200

Tel: 033 342 1229

Fax: 033 342 1178

savf@savfkzn.co.za

LIMPOPO

Posbus / PO Box 369
POLOKWANE 0700

Tel: 015 295 3369

Fax: 015 291 3493

savf1@telkomsa.net

MPUMALANGA

Posbus / PO Box 112,
MIDDELBURG 1050

Tel & Fax: 013 282 5055

savf.mwm@lantic.net

NOORDWES/ NORTH WEST

Posbus / PO Box 125
LICHTENBURG 2740

Tel: 018 632 0281 /

082 513 3210

savflichtenburg@telkomsa.net



ANNUAL STATISTICAL REPORT WITH REGARD TO SAVF SERVICES 1 APRIL 2009 TO 31 MARCH 2010

GENERAL

- Statistics for 2009 were derived from processing of 284 annual reports for the period 1 April 2009 to 31 March 2010. The statistics, as presented, were processed as accurately as possible. Where needed, the numbers were followed up.
- SAVF currently have 195 NPO registrations that incorporate the services of the organisation.

AREAS OF SERVICE DELIVERY

- SOUTH AFRICA: Gauteng, KwaZulu-Natal, Mpumalanga, Limpopo, North West and programs and projects which also impact on other provinces.
- 23 welfare districts, 346 urban areas, towns and communities

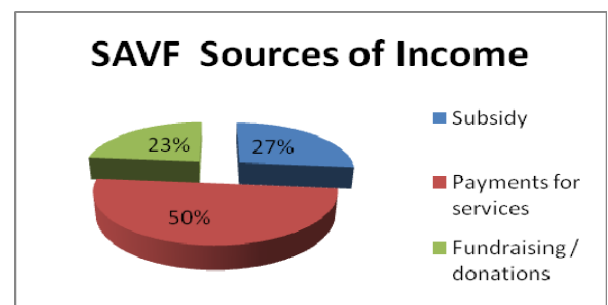


HUMAN RESOURCES IN SERVICE DELIVERY

- Volunteers, as registered – 1932
- Staff – 2442
- Social work students - 25

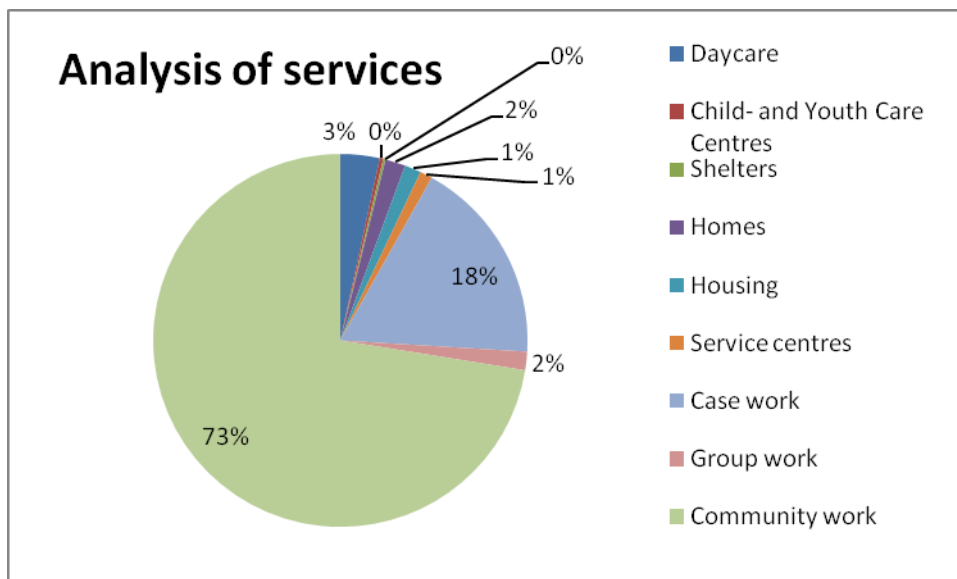
FINANCES: 1 APRIL 2008 - 31 MARCH 2009 (PREVIOUS FINANCIAL YEAR)

(NB: The figures for the 2009 – 2010 financial year are not yet available.)
Annual turnover of SAVF: **R 191 583 531,00 (R191 million)**



SERVICE RENDERING

FIELDS OF SERVICE	FACILITIES	PROGRAMMES	PROJECTS
Child - and Youth Care	Child and Youth Care centres (5)	ECD/ Early childhood development Child protection Human trafficking	Poverty alleviation Child protection week
	Day care (34)	Foster care Independent living programme Poverty alleviation Community programmes	Youth day
Social Development	Social work offices (34)	Botswadi programme and empowerment of parents	SAVF Family Day
	Shelters (5)	Family care	SAVF Wear to care
	Formal Job creation (1)	Women's groups HIV programmes	Project Winterhoop
	Sub economic housing for adults and children (6)	Poverty alleviation Community programmes	Women's day
Care of the Aged and Disabled	Homes for frail persons (32)	Clubs / luncheon clubs	Day for older persons
	Housing for the aged / people with disabilities (47)	Poverty alleviation Home based care	16 Days of activism against women and children
	Service Centres (21)	HIV programmes Community programmes	Other community programmes



AFFILIATES

The following organisations affiliated officially and were supported as upcoming organizations:

- Thandanani Service Centre – Aged - eMzinoni – Bethal, Mpumalanga
- Leso Multi Purpose & Networking Centre – Moloto North – Pretoria, Gauteng
- Millennium Home of Hope – Foster care – White River, Mpumalanga
- Incaba Old Age Home Based Care – Kabokweni - White River, Mpumalanga
- Tihra Maatje Pre-school, Lulekani – Phalaborwa - Limpopo
- Sedibeng Sa Tshepo, Fountain of Hope for families – Pienaarsdorp - Klerksdorp

SUMMARY WITH REGARD TO SERVICES RENDERED DURING THE YEAR

ALL SERVICES: **193414 PERSONS REACHED**

Numbers represent an increase of 19758 persons with regard to persons reached as on 31/03/2010 compared to users on 31/03/2009.

(Estimation if the impact on family members (X5) are taken into account

= 967 070)



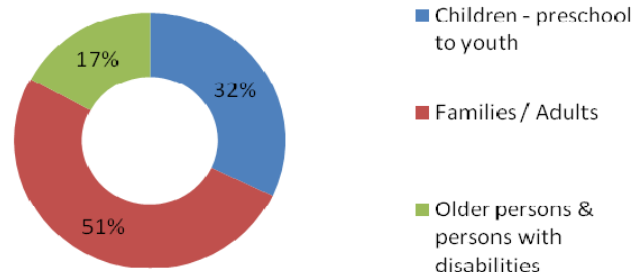
PROVINCE	Day care	Children's Home	Shelter	Home	Housing	Service centre	Case work	Group work	Communi-ty services
Gauteng	2845	23	176	1267	1493	832	8448	1260	27565
KwaZulu-Natal	1458	0	0	326	234	827	1836	675	10627
Limpopo	749	0	74	152	179	85	11989	366	56213
Mpumalanga	1358	337	129	922	403	199	7004	207	27441
North West	150	236	0	734	466	135	5241	555	18198
TOTAL	6560	596	379	3401	2775	2078	34518	3063	140044

ANALYSIS

ACCORDING TO

3 MAIN GROUPINGS:

Services according to service fields



Services to children: 62013 (32,1%)

6560	596	106	15058	1781	37912
Day care	Children's Homes	Shelters	Case work	Group work	Community services

Services to families / adults: 98331 (50,8%)

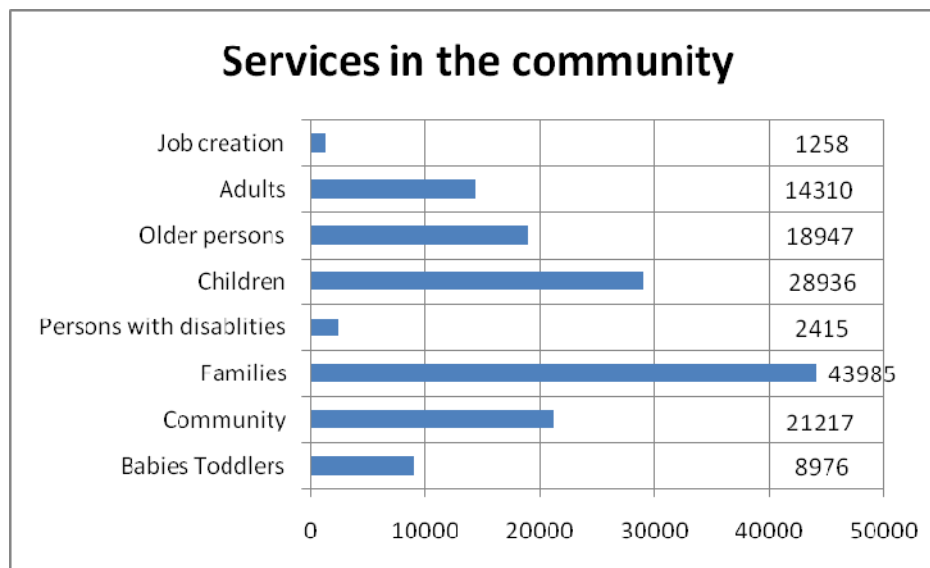
1258	43985	14310	226	16289	610	436	21217
Economical empowerment / job creation	Aid to families	Adult guidance	Shelters	Case work	Group work	General housing	Community services

Services to older persons / persons with disabilities: 33070 (17,1%)

3401	2339	2078	47	3171	672	21362
Homes	Housing	Service centres	Shelters	Case work	Group work	Community services

SOCIAL AID, FEEDING SCHEMES, SPONSORSHIPS, AWARDS, SPECIAL ASSISTANCE: 60466 (31,3%)

10047	10287	1186	30392	8554
Children	Older persons	Persons with disabilities	Families	Case work



COMMENTS FROM THE STATISTICS:

- SAVF renders a wide spectrum of services in cities, towns and communities. Services within communities reach out to more people than the formal services rendered within facilities.
- Services focus on all persons in the community. Direct services are indicates a ratio of 46% whites and 54% to other population groups. It is not possible to determine population statistics with regard to community work, but is estimated on 60% black empowerment.
- SAVF services regarding poverty eradication, child protection, families and empowerment of persons are noticeable.

Ms NELIE VILJOEN-TOET

MANAGER SOCIAL SERVICES, HEAD OFFICE - 23 July 2010



JAARLIKSE STATISTIESE VERSLAG TEN OPSIGTE VAN SAVF DIENSTE 1 APRIL 2009 TOT 31 MAART 2010

ALGEMEEN

- Statistiek vir 2010 is verkry uit die verwerking van **284 jaarverslae** vir die periode 1 April 2009 tot 31 Maart 2010. Die statistiek, soos verskaf, is so akkuraat moontlik verwerk. Waar nodig, is syfers opgevolg.
- SAVF beskik tans oor 195 **NPO registrasies** wat sy dienste verteenwoordig.

WERKSAREAS

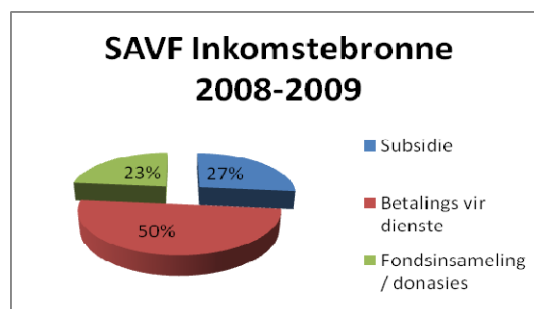
- SUID-AFRIKA: Gauteng, KwaZulu-Natal, Mpumalanga, Limpopo, Noordwes en dienste vanuit programme en projekte wat oor ander provinsies strek.
- 23 welsynsdistrikte, 346 stedelike gebiede, dorpe en gemeenskappe



MENSLIKE HULPBRONNE IN DIE LEWERING VAN DIENSTE

- Vrywilligers, soos geregistreer – 1932
- Personeel indiens – 2442
- Maatskaplikewerk-studente - 25

FINANSIES: 1 APRIL 2008 - 31 MAART 2009 (VORIGE BOEKJAAR)

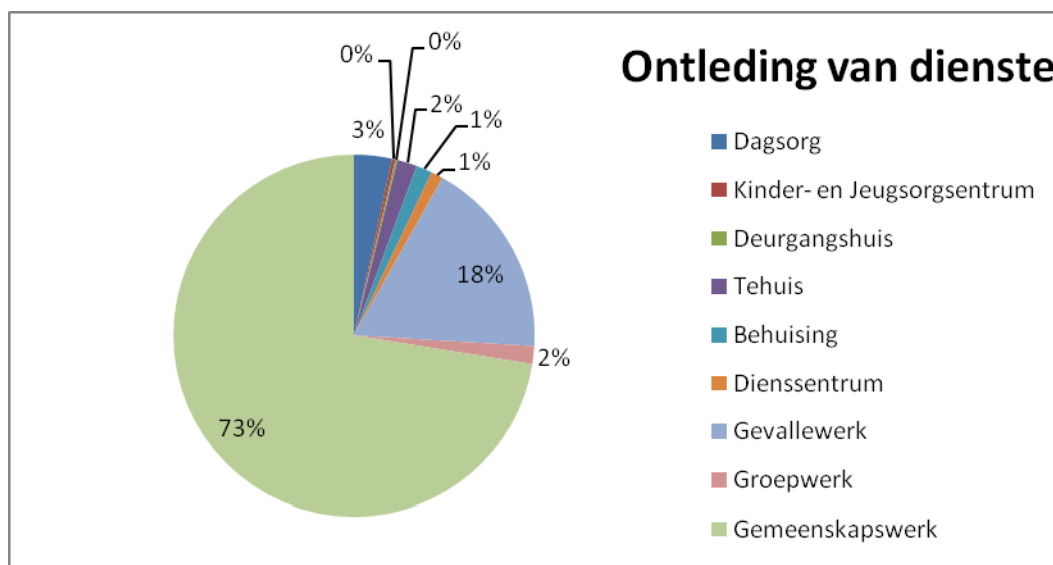


(LW: Die syfers vir die 2009 – 2010 boekjaar is tans nog nie beskikbaar nie.)

Bedryfsomset van SAVF: **R 191 583 531,00 (R191 miljoen)**

DIENSLEWERING

DIENSVELDE	FASILITEITE	PROGRAMME	PROJEKTE
Kinder- en Jeugsorg	Kinder- jeugsorgsentrums (5)	ECD/Vroeë kinderontwikkeling Kinderbeskerming, Mensehandel Pleegsorg Onafhanklike lewensprogram Armoedebekamping Gemeenskapsprogramme	Armoedeverligting Kinderbeskermingsweek Jeugdag
	Dagsorg (34)		
Maatskaplike Ontwikkeling	Maatskaplikewerk kantore (34)	Botswadi program en ouerbemagtiging	SAVF Gesinsdag
	Deurgangshuise (5)	Gesinsorg	SAVF Hoededag - Wear to care
	Formele werkskepping (1)	Vrouegroepe MIV programme	Projek Winterhoop
	Behuising vir volwassenes & kinders (6)	Armoedebekamping Gemeenskapsprogramme	Vrouedag
Bejaarde- en gestremdesorg	Tehuise vir verswakte persone (32)	Klubs / luncheon clubs Armoedebekamping	Dag vir ouer persone 16 Dae van aktivisme teen mishandeling van vroue en kinders
	Behuising vir bejaardes / persone met gestremdhede (47)	Tuishulp MIV programme	Ander gemeenskapsprojekte
	Dienssentrums (21)	Gemeenskapsprogramme	



AFFILIATE

Die volgende organisasies het amptelik by SAVF geaffilieer en is as opkomende organisasies bygestaan:

- Thandanani Service Centre – Aged - eMzinoni – Bethal, Mpumalanga
- Leso Multi Purpose & Networking Centre – Moloto North – Pretoria, Gauteng
- Millennium Home of Hope – Foster care – White River, Mpumalanga
- Incaba Old Age Home Based Care – Kabokweni - White River, Mpumalanga
- Tihra Maatje Pre-school, Lulekani – Phalaborwa - Limpopo
- Sedibeng Sa Tshepo, Fountain of Hope for families – Pienaarsdorp - Klerksdorp

SAMEVATTING T.O.V. DIENSTE GEDURENDE DIE JAAR GELEWER

ALLE DIENSTE: **193414 PERSONE BEREIK**

Getalle verteenwoordig 'n styging van 19758 persone bereik soos op 31/03/2010 teenoor 31/03/2009.

(Raming indien gesinne ingereken word x 5 = 967 070 persone)

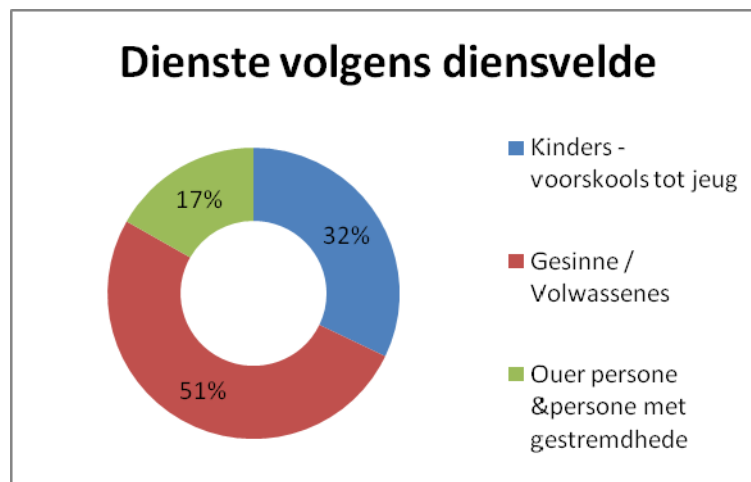


PROVINSIE	Dagsorg	Kinderhuis	Deurgangshuis	Tehuis	Behuising	Diensentrum	Gevallewark	Groepwark	Gemeenskapsdienste
Gauteng	2845	23	176	1267	1493	832	8448	1260	27565
KwaZulu-Natal	1458	0	0	326	234	827	1836	675	10627
Limpopo	749	0	74	152	179	85	11989	366	56213
Mpumalanga	1358	337	129	922	403	199	7004	207	27441
Noordwes	150	236	0	734	466	135	5241	555	18198
TOTAAL	6560	596	379	3401	2775	2078	34518	3063	140044

ONTLEDING

VOLGENS

3 HOOFGROEPERINGS:



Dienste aan kinders: 62013 (32,1%)

6560	596	106	15058	1781	37912
Dagsorg	Kinderhuise	Deurgangshuise	Gevallewerk	Groepwerk	Gemeenskapsdienste

Dienste aan gesinne / volwassenes: 98331 (50,8%)

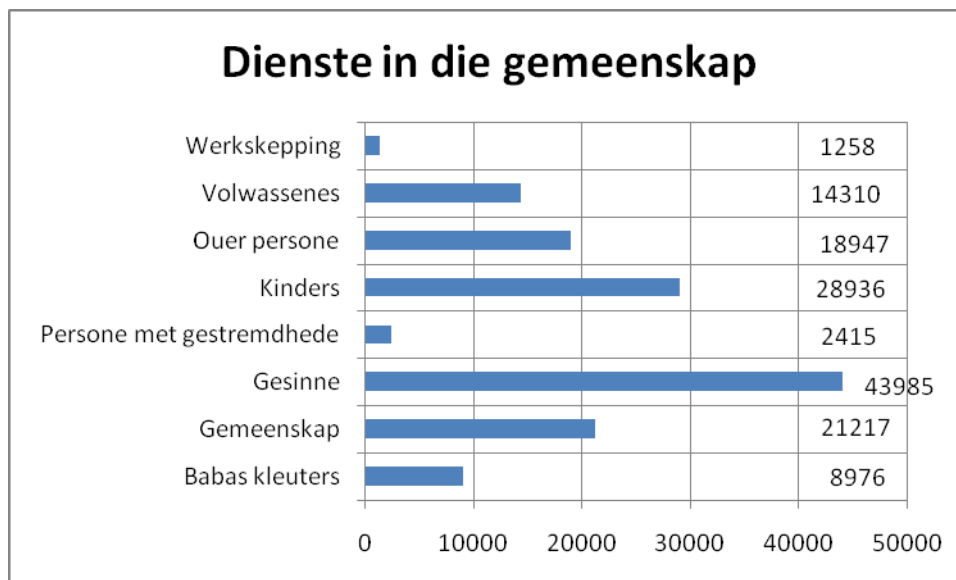
1258	43985	14310	226	16289	610	436	21217
Ekonomiese bemagtiging werkskepping	Hulp aan gesinne	Volwasse-leiding	Deurgangs-huise	Gevalle-werk	Groep-werk	Algemene behuising	Gemeenskaps-dienste

Dienste aan bejaardes en gestremdes: 33070 (17,1%)

3401	2339	2078	47	3171	672	21362
Tehuise	Behuising	Dienssentrums	Deurgangshuise	Gevallewerk	Groepwerk	Gemeenskapsdienste

MAATSKAPLIKE NOODHULP, VOEDING, BORGSKAPPE, TOEKENNINGS, SPESIALE BYSTAND: 60466 (31,3%)

10047	10287	1186	30392	8554
Kinders	Bejaardes	Persone met gestremdhede	Gesinne	Gevallewerk



OPMERKINGS UIT DIE STATISTIEKE:

- SAVF lewer wydverspreide dienste in stede, dorpe en gemeenskappe. Dienste strek wyer as net die formele diens wat in fasiliteite gelewer word.
- Dienslewering is gefokus op alle persone in die gemeenskap. Ten opsigte van direkte dienslewering is die ratio 46% blank en 54% ander rasse. Populasie-statistiek kan nie t.o.v. gemeenskapswerk bepaal word nie, maar weerspieël na raming 60% swart bemagtiging.
- SAVF dienste t.o.v. armoedeverligting, kinderbeskerming, gesinne en bemagtiging van persone is opvallend.

MEV NELIE VILJOEN-TOET

BESTUURDER MAATSKAPLIKE DIENSTE – HOOFKANTOOR 23 Julie 2010